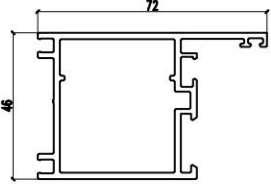
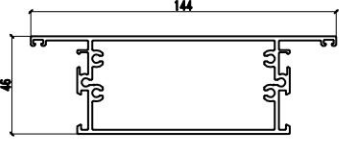
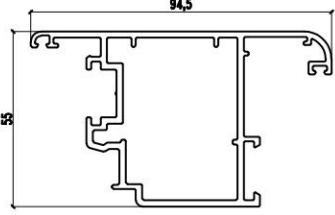
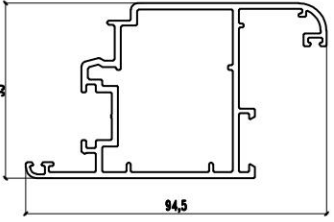
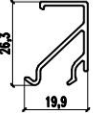
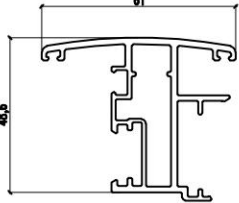
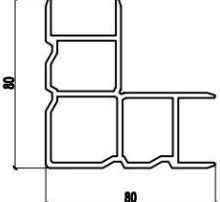
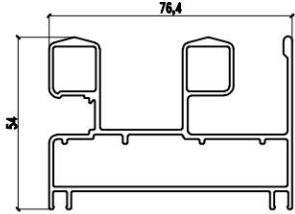
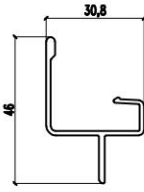
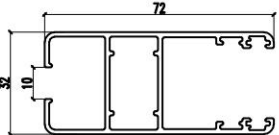
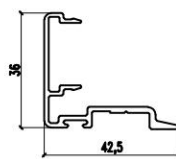
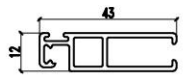
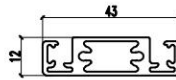


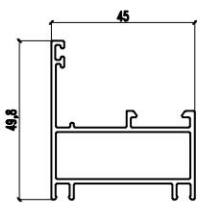
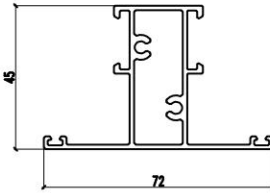
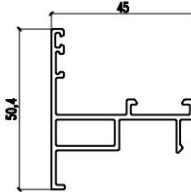
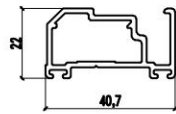
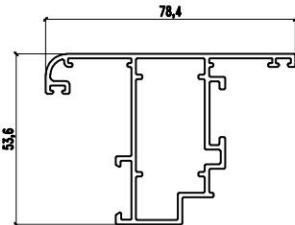
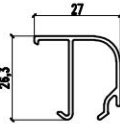
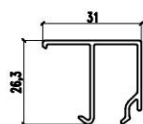
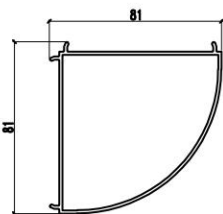
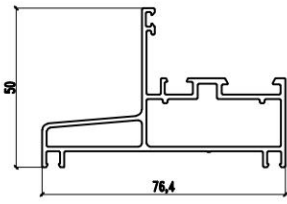
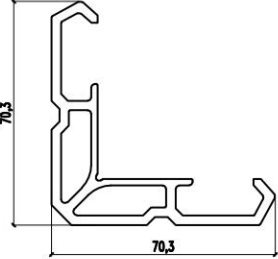


No.	Drawing	Thickness MM	Weight KG/M	No.	Drawing	Thickness MM	Weight KG/M
DDW46M01		2.0	1.29	DDW46M02		2.0	2.27
DDW46M03		2.0	1.64	DDW46M04		2.0	1.64
DDW46M05		1.2	0.25	DDW46M06		2.0	1.18
DDW46M07		2.5	2.52				



No.	Drawing	Thickness MM	Weight KG/M		No.	Drawing	Thickness MM	Weight KG/M
DDW76S01		1.4	1.56		DDW76S02		1.4	0.384
DDW76S03		1.4	0.982		DDW76S04		1.4	0.46
DDW76S05		1.4	0.44		DDW76S06		1.4	0.576



No.	Drawing	Thickness MM	Weight KG/M	No.	Drawing	Thickness MM	Weight KG/M
DDW45W01		1.4	0.721	DDW45W02		1.4	0.942
DDW45W03		1.4	0.614	DDW45W04		1.5	0.57
DDW45W05		1.4	1.08	DDW45W06		1.2	0.282
DDW45W07		1.2	0.303	DDW45W08		1.5	1.18
DDW45W09		1.4	1.05	DDW45W10		3.0	1.86