



No.	Drawing	Thickness MM	Weight KG/M	No.	Drawing	Thickness MM	Weight KG/M
PA01		1.2	0.772	PA02		1.2	0.614
PA03		1.2	0.128	PA04		1.2	0.391
PA05		1.2	0.55	PA06		/	0.167
PA07		1.25	1.035	PA08		1.25	0.79
PA09		1.0	0.171	PA10		1.4	0.806
PA11		1.4	0.81	PA12		1.2	0.83



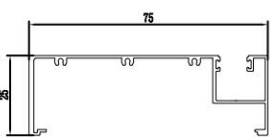
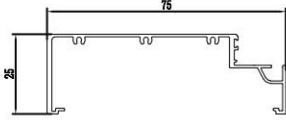
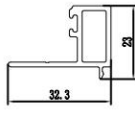

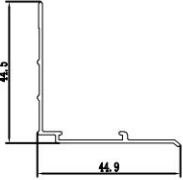

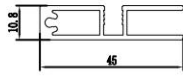
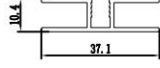
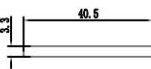
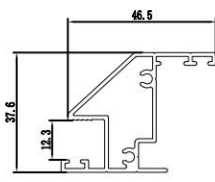


No.	Drawing	Thickness MM	Weight KG/M	No.	Drawing	Thickness MM	Weight KG/M
PA13		1.3	1.2	PA14		1.4	1.22
PA15		/	0.153	pa16		1.3	0.611
PA17		1.1	0.14	PA18		1.3	0.466
PA19		1.2	0.415	PA20		1.2	0.366
PA21		1.3	1.15	PA22		1.3	0.382
PA23		1.3	0.644	PA24		1.2	0.956

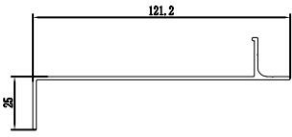
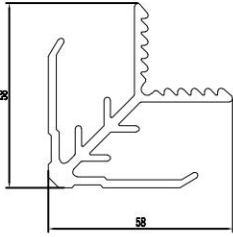
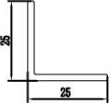


No.	Drawing	Thickness MM	Weight KG/M		No.	Drawing	Thickness MM	Weight KG/M
PA25		1.3	0.665		PA26		1.6	1.86
PA27		2.0	1.53		PA28		2.0	1.46
PA29		1.3	0.307		PA30		1.6	1.24
PA31		1.5	0.68		PA32		/	0.44
PA33		/	0.143		PA34		1.8	1.43
PA35		1.5	1.22		PA36		1.5	1.76



No.	Drawing	Thickness MM	Weight KG/M	No.	Drawing	Thickness MM	Weight KG/M
PA37		1.0	0.14	PA38		1.2	0.122
PA39		1.6	1.8	PA40		1.6	1.7
PA41		1.5	0.348	PA42		1.7	1.0
PA43		1.0	0.265	PA44		1.2	0.16
PA45		1.5	0.48	PA46		1.3	0.296
PA47		/	0.362	PA48		1.2	0.634



No.	Drawing	Thickness MM	Weight KG/M	No.	Drawing	Thickness MM	Weight KG/M
PA49		1.6	0.72	PA50		2.0	1.58
PA51		2.0	0.26				