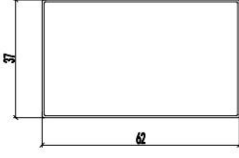



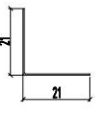










No.	Drawing	Thickness MM	Weight KG/M	No.	Drawing	Thickness MM	Weight KG/M
YG14T036		/	0.05	L13.7X13.7		/	0.025
L15.5X9.7		0.4	0.027	YX001YD		0.4	0.054
JM16.6X16.6		0.35	0.031	JM21X21		0.35	0.04
U11.7X11.7		0.5	0.046	E15X7.4		0.3	0.029
E16.9X10		0.5	0.616	FG48X24		0.5	0.194
FG36X24		0.4	0.13	FG22X22		0.6	0.14



No.	Drawing	Thickness MM	Weight KG/M		No.	Drawing	Thickness MM	Weight KG/M
FG62X37		0.6	0.32		U7X8		0.3	0.018
U10.8X10.8		0.3	0.026		JM16.6X16.6		0.4	0.036
JM21X21		0.4 0.3	0.045 0.034		M9.7X17		0.45 0.35	0.054 0.043
M10X21		0.5 0.4	0.067 0.054		JM10.6X10.6		0.3	0.017
M8.5X15		0.3	0.032		JM16.6X16.6		0.3	0.027
M7X14.3		0.3	0.028					