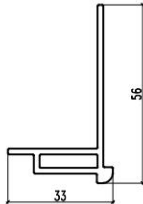

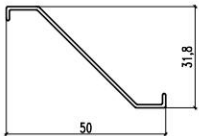

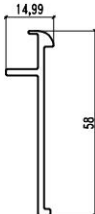






No.	Drawing	Thickness MM	Weight KG/M		No.	Drawing	Thickness MM	Weight KG/M
LX001		1.8	0.568		LX002		2.0	0.393
LX003		1.0	0.19		LX004		1.0	0.168
LX006		2.0	0.39		LX007		1.4	0.1
LX008		/	0.37					