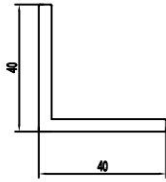
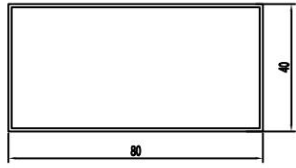
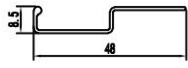
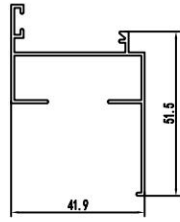
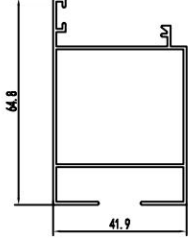
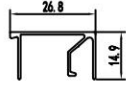
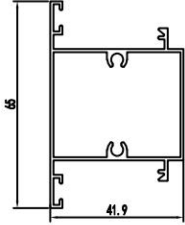

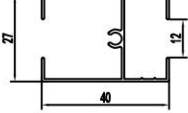
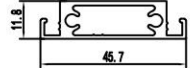

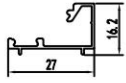




No.	Drawing	Thickness MM	Weight KG/M	No.	Drawing	Thickness MM	Weight KG/M
40X40JM		4.0	0.827	FG80X40		1.0	0.642
IMNO10X10		1.0	0.175	IMNO16X10		1.0	0.434
IMNO17X10		1.0	0.658	IMNO20X08		0.8	0.17
IMNO22X10		1.0	0.681	IMNO32X10		1.0	0.3
IMNO33X08		0.8	0.315	IMNO35X11		1.1	0.486
IMNO62X08		0.8	0.103	IMNO63X08		0.8	0.165



No.	Drawing	Thickness MM	Weight KG/M	No.	Drawing	Thickness MM	Weight KG/M
IMN067X12		1.2	0.42	IMN068X09		0.9	0.117
FG80X40		1.0	0.642	IMN07208		0.9	0.095
IMN075X08		0.8	0.14	IMN077X08		0.8	0.103
IMN079		/	0.2	IMN080X08		0.8	0.28
IMN086X10		1.0	0.388	IM-N088-08		0.8	0.254
IMN08908		0.8	0.341	IMN090X08		0.8	0.086



No.	Drawing	Thickness MM	Weight KG/M	No.	Drawing	Thickness MM	Weight KG/M
IMNO94X09		0.9	0.343	IMNO95X08		0.8	0.13
IMNO97X10		1.0	0.65	IMNO104X08		0.8	0.293
IMNO112X10		1.0	1.085	IMNO115X10		1.0	0.635
IMNO117X11A		1.1	0.625	IMNO117X12B		1.2	1.49
IMNO118X10		1.0	0.648	IMNO120X10		1.0	0.637
IMNO122X10		1.0	0.626	IMNO125X10A		1.0	0.15



No.	Drawing	Thickness MM	Weight KG/M	No.	Drawing	Thickness MM	Weight KG/M
IMNO125X10B		1.0	0.18	IMNO128X09		0.9	0.357
IMNO131X11		1.1	0.744	IMNO133X11		1.1	0.926
IMNO136X11A		1.1	0.793	IMNO140X10		1.0	0.22
IMNO191X10		1.0	0.37	IMNO200		1.7	1.605
IMNO300		1.7	1.844	IMNO313X15		1.5	0.06
IMNO313X15A		1.5	0.039	IMNO313X15B		1.5	0.1